

## SM50 Switch mode Range of Automatic Battery Chargers



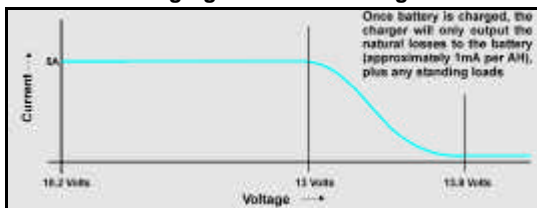
- High rate duty float charging:  
3A @ 12V - 1.5A @ 24V - 0.75A @ 48V
- Fully automatic charge regulation
- Light compact design
- Universal input voltage  
95VAC - 277VAC @ 47-400Hz
- Current limited

### Description

The SM50 is a highly efficient high performance charger. The very smooth output is configured for accurate fast charging, optimum battery life and reliability. The charger is designed to cater for continuous float charging and standby battery applications. Due to its very smooth output (< 1% ripple) the charger is suitable for sealed or vented batteries. e.g. Nickel Cadmium (NiCd), Lead Acid sealed (VRLA), vented and plant cells.

Switch mode technology is a major advance in power supply and battery charger design. Giving low heat dissipation and a compact low weight design. Utilising the benefits of switch mode, the charger will give a constant current output up to its knee point (13 Volts on a 12 Volt LA) and then ramp down to its float voltage (see graph below). This gives an optimum charge time to ensure that the battery voltage is maintained at the pre-calibrated float level, whilst supplying any additional standing load current up to a specified maximum.

Charging current vs voltage



### Product Specification

#### Power Supply:

nominal operating voltages	95-277VAC
nominal operating frequency	47 - 400Hz

#### DC Charge Output:

output current ADC	3	1.5	0.75
nominal voltage VDC	12	24	48
line regulation	< 1%		
load regulation	< 1%		
output ripple	< 1%		
float voltages	see table overleaf		

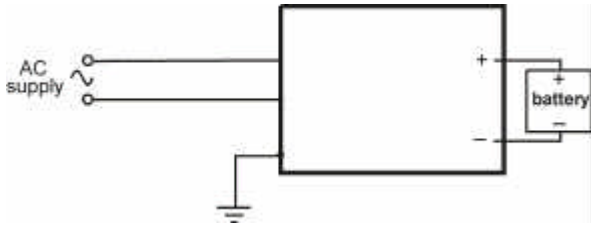
#### General:

operating temperature	-10 to +55°C
overall dimensions (w x h x d)	80mm x 48mm x 95mm (3.1" x 1.9" x 3.7")
weight	250g (0.55lbs)
EMC emission / immunity	EN 58801-2 / EN50082-2

### Warranty

A one year limited warranty on materials and workmanship is given with this product. Details are available upon request.

## Electrical connection



Notes:

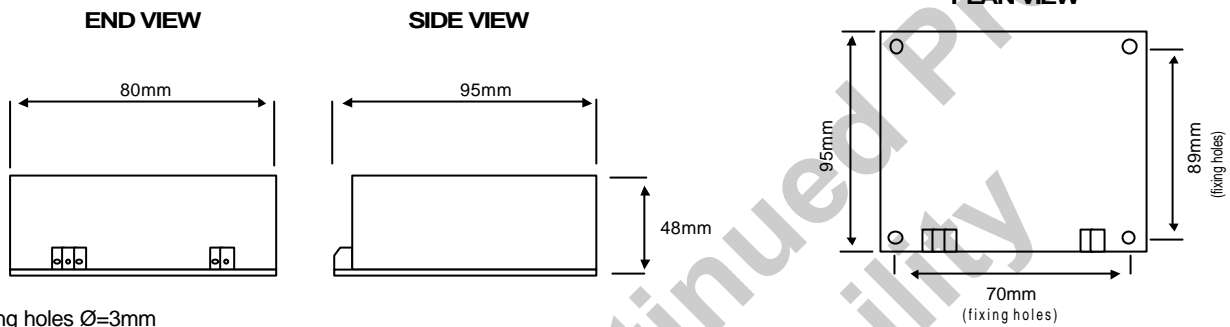
- 1) battery output is isolated from chassis
- 2) chassis must be connected to a low impedance earth

## Calibration

Battery type		float volts (VDC)
12V	Lead Acid (6 cells)	13.6
24V	Lead Acid (12 Cells)	27.2

The above are factory standard settings, specials are available on request.

## Dimensions



## How to order

When ordering, please specify:-

PRODUCT	Nominal Output VDC			Nominal Output Current		
	12	24	48	3	1.5	0.75
SM50123	•			•		
SM50241.5		•			•	
SM50480.75			•			•

INPUT VOLTAGE	
CODE	95-277VAC
CD	•

BATTERY TYPE	
Lead Acid	VRLA
LA	•
VRLA	•

Product	Input volts	Battery type
SM50123	CD	VRLA

The above 3 part number codes must be filled in to complete your order

**SM50123      CD      VRLA**

The above example shows the order code for a 95-277VAC input, 12V@3A,DC output charger, calibrated for a VRLA battery.

**Computronic Controls Ltd**  
 41 - 46 Railway Terrace  
 Nechells, Birmingham, B7 5NG  
 United Kingdom  
 Tel +44 121 327 8500  
 Fax +44 121 327 8501  
 email: sales@computroniccontrols.com  
 web: www.computroniccontrols.com