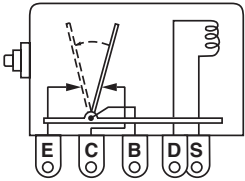
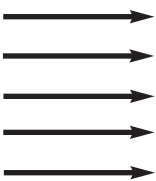
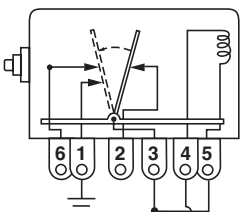
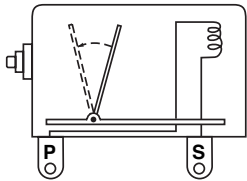

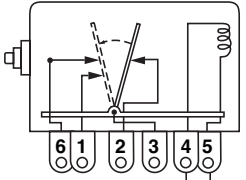
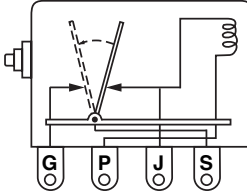
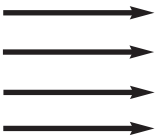
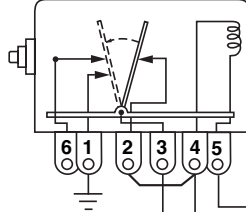


Replacement Cross Reference

This magnetic switch replaces the model shown in the left hand column. All new models have the same mounting as the old models. A mounting template is included in the unit carton for the new model. Otherwise, operation is the same for old and new models. Terminal crossover letters/numbers are shown for each model.

Note in some cases terminal(s) are not used with the new model. Also note that a jumper (provided in the hardware package) may also be required.

External wiring shown is typical for intended applications.

Discontinued	Terminal Crossover		Replacement
	221PH w/72 ohm E C B D S	Changes to 	MS2111 1 2 3 4 5  "P" Terminal on 379PHCD Terminal #6 and #2 not used. Jumper #3 to #5 "SW" Terminal on CD Adaptor or Terminal #4 of Murphy Control Panel
	379PHCD S P	Changes to 	MS2111 5 4  Switch To Terminal #3 on "Master" MS2111 or Terminal #5 on 380PHCD. Terminals #1, #2, #3 and #6 not used.
	380PHCD G P J S	Changes to 	MS2111 6 5 2 & 4 3  Terminal #4 on MS2111 Tattletale or #P on 379PHCD Jumper #2 & #4 Terminal #1 not used Use Terminal crossover chart(s) & panel wiring drawing to determine wiring appropriate to panel configuration.