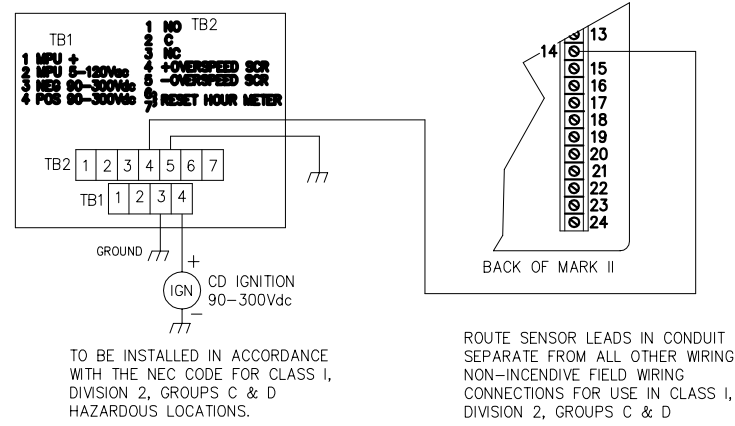
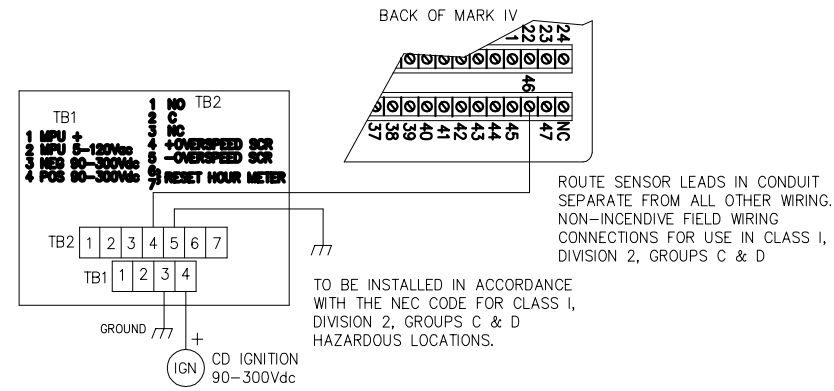


SHD30 Normally Open SCR output to Murphy MARK II

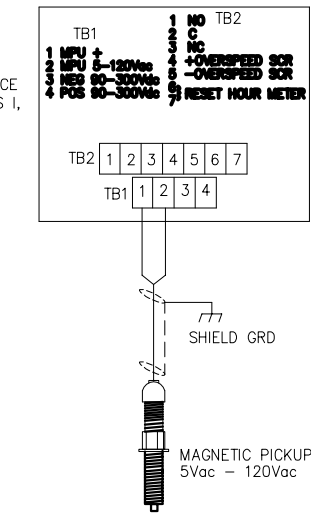


SHD30 Normally Open SCR output to Murphy MARK IV

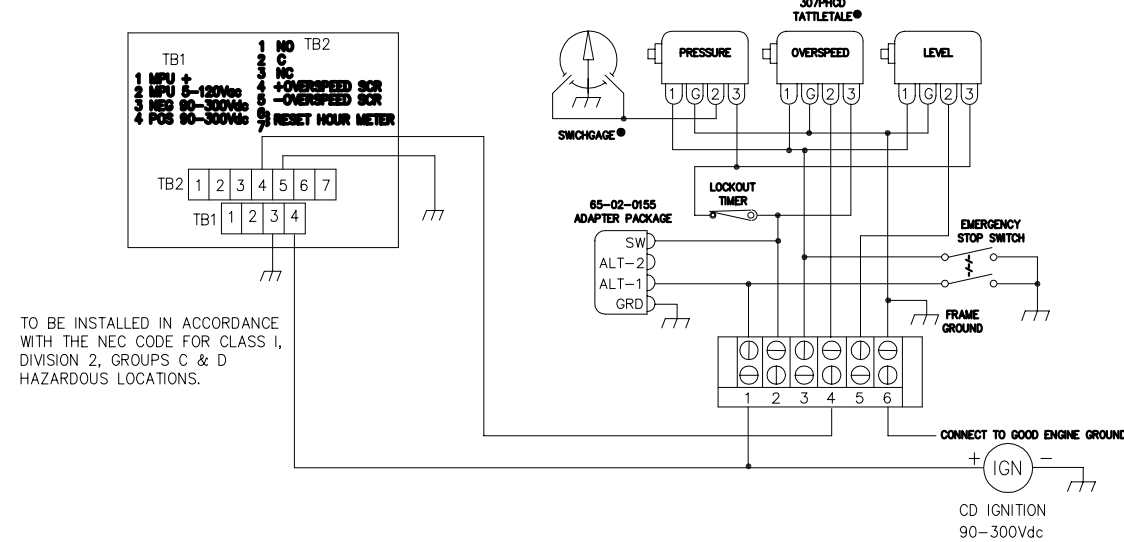


SHD30 Typical MPU wiring

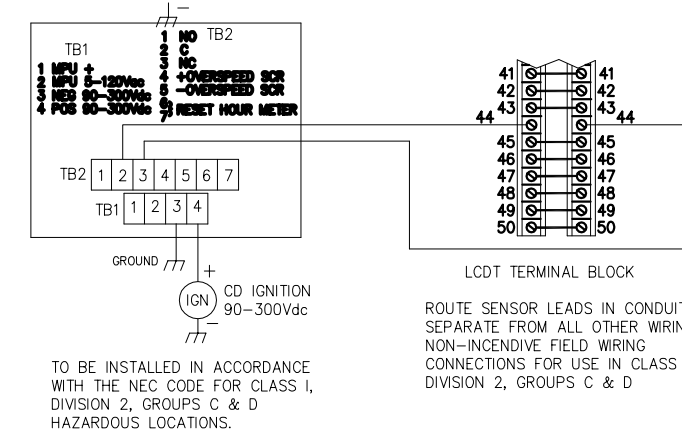
TO BE INSTALLED IN ACCORDANCE WITH THE NEC CODE FOR CLASS I, DIVISION 2, GROUPS C & D HAZARDOUS LOCATIONS.



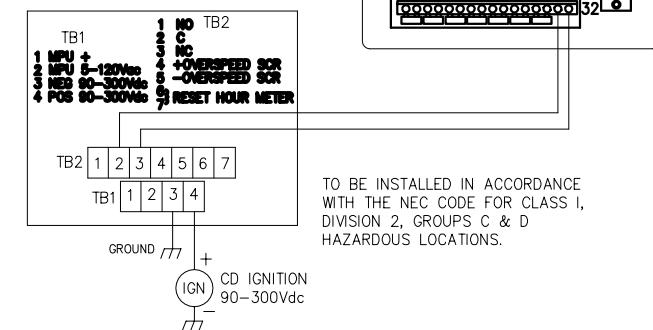
SHD30 Normally Open SCR output typical wiring for Murphy 307PHCD W/negative ground ignition systems



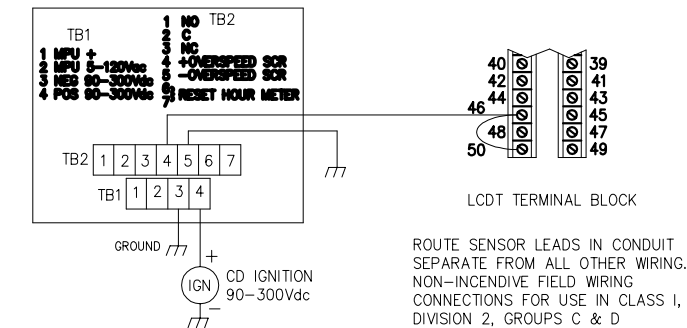
SHD30 Normally Closed Relay output to Murphy LCDT



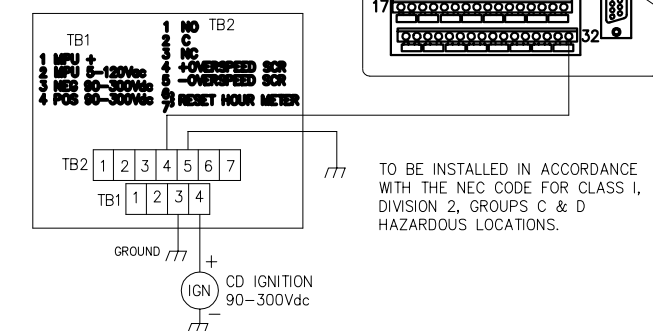
SHD30 Normally Closed Relay output to Murphy Mark III



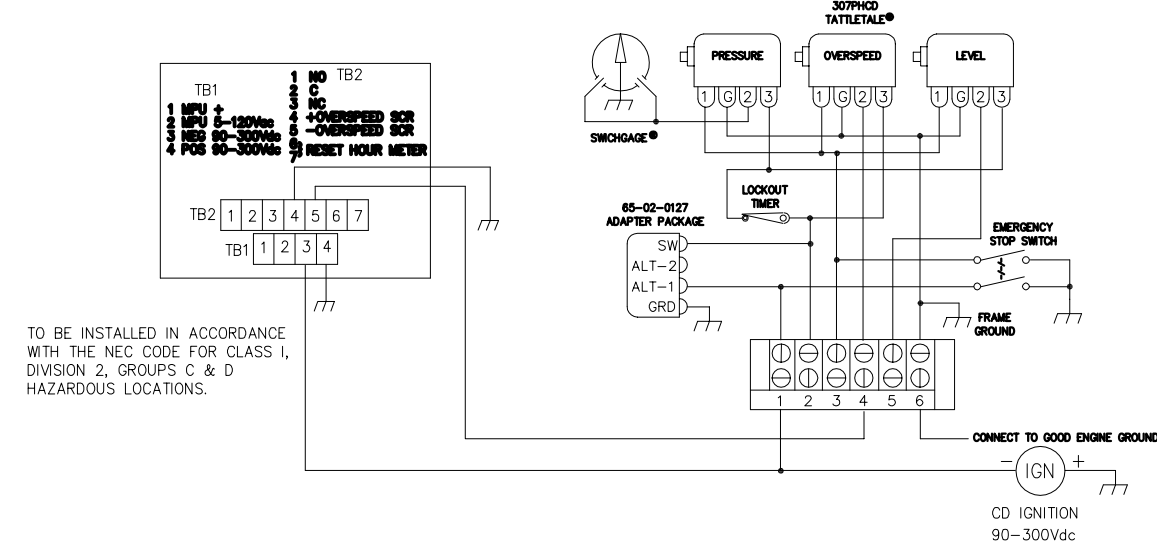
SHD30 Normally Open SCR output to Murphy LCDT



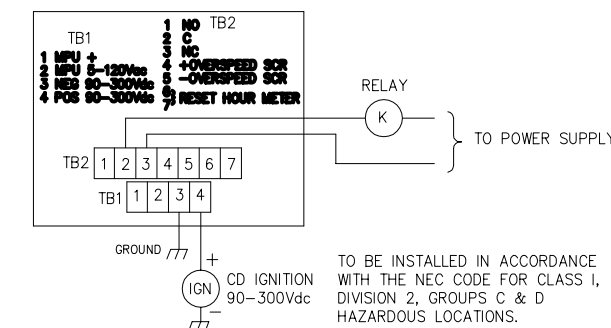
SHD30 Normally Open SCR output to Murphy Mark III



SHD30 Normally Open SCR output typical wiring for Murphy 307PHCD W/positive ground ignition systems



SHD30 Normally Closed Output Relay



REV.	DESCRIPTION	DATE	ER#	BY	CHK
E	DELETED NOTES, ADDED NC OUTPUT RELAY	6-6-00	00-H135	RB	
D	CHANGED NOTE 1	5-5-00	00-H105	RB	
C	CHANGED SHD30 TO SURFACE MOUNT	3-28-00	00-H064	RB	
B	CHANGED WIRING FOR POSITIVE GROUND	01-20-98	98-H008	BF	
A	ADDED MARK III TO INSTALLATION	09-17-97	97-H170	BF	
ROSENBERG CHANGES					

F	DOCUMENT TRANSFERRED TO TULSA FOR ENGR CONTROL		
REV.	DCN #635	(DPMc)(05-06-03)	DMc
	CHANGES MADE		
DRAWN BY: GYLNIS		E.R.NO.97-H142	
DATE: 08-21-96		CHKD. BY: P Le APPD. BY: P Le	
MODEL: INSTALLATION DIAGRAM, SHD30/SHD30-45			
DRAWING NO.	SHEET 1 OF 1	SIZE	REV.
20-08-0258		C	F